

Scaled data based on original data using
LM-79-08 Approved Method: Electrical and Photometric Measurements of Solid-
State Lighting Products

Test Report Prepared for
Cooper Lighting Solutions
(formerly Eaton)

Brand: McGRAW-EDISON

Report Number: P318212

Luminaire Tested: **GLEON-SA8C-827-U-T2**

Issue Date: 3/3/2020

Test Information

Test Method: LM-79-08
Report Number: P318212
TEST IS SCALED FROM IESNA LM-79-08 TEST DATA (G2-1903-205-12)
Test Lab: INNOVATION CENTER
Issue Date: 3/3/2020
Manufacturer: COOPER LIGHTING SOLUTIONS (FORMERLY EATON)
Product Line: McGRAW-EDISON
Catalog Number: GLEON-SA8C-827-U-T2
Description: GALLEON AREA AND ROADWAY LUMINAIRE
(8) 80 CRI, 2700K, 1050mA LIGHTSQUARES WITH 16 LEDS EACH AND TYPE II OPTICS
Light Source: -
Ballast/Driver: ELECTRONIC DRIVER

Summary

Lumens per Lamp: N/A
Luminaire Lumens: 40892 lumens
Efficiency: N/A
Efficacy: 91.9 lumens/watt
Luminous Opening: Rectangular (W 2' x L: 1' x H: 0')
IES Classification: Type III - Medium
BUG Rating: B3 - U0 - G5

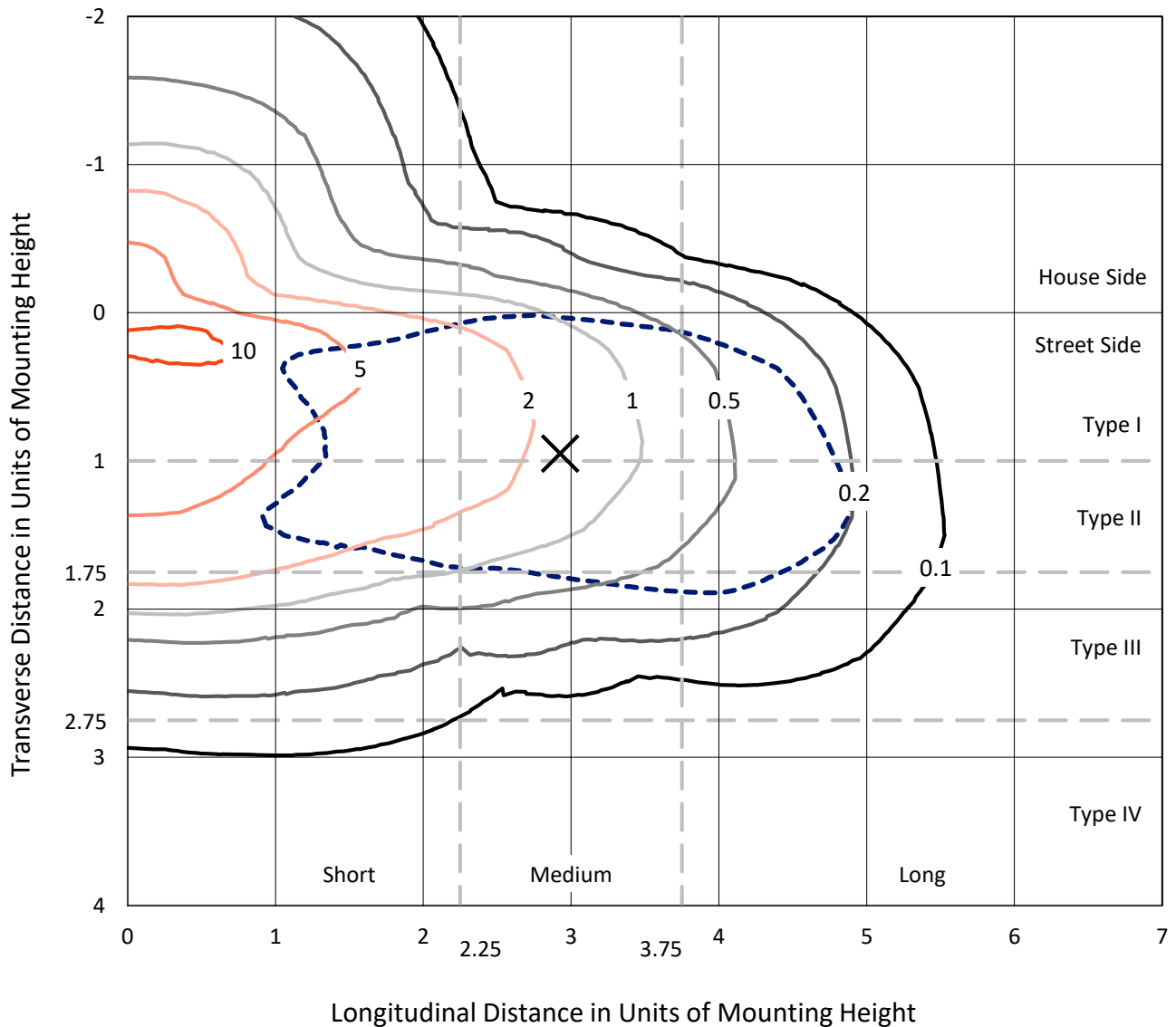
Input Watts (W): 445
Input Voltage (V): NR
Input Current (Ain): NR
Voltage Rise (V): NR
Power Factor: NR
Total Harmonic Distortion (THDi): NR
Frequency (hertz): 60
Stabilization Time: NR
Operation Time: NR
Ambient Temperature (°C): NR
Test Distance: 24 FT



REPORT NUMBER: P318212
 CATALOG NUMBER: GLEON-SA8C-827-U-T2

Iso-Footcandle Lines of Horizontal Illumination

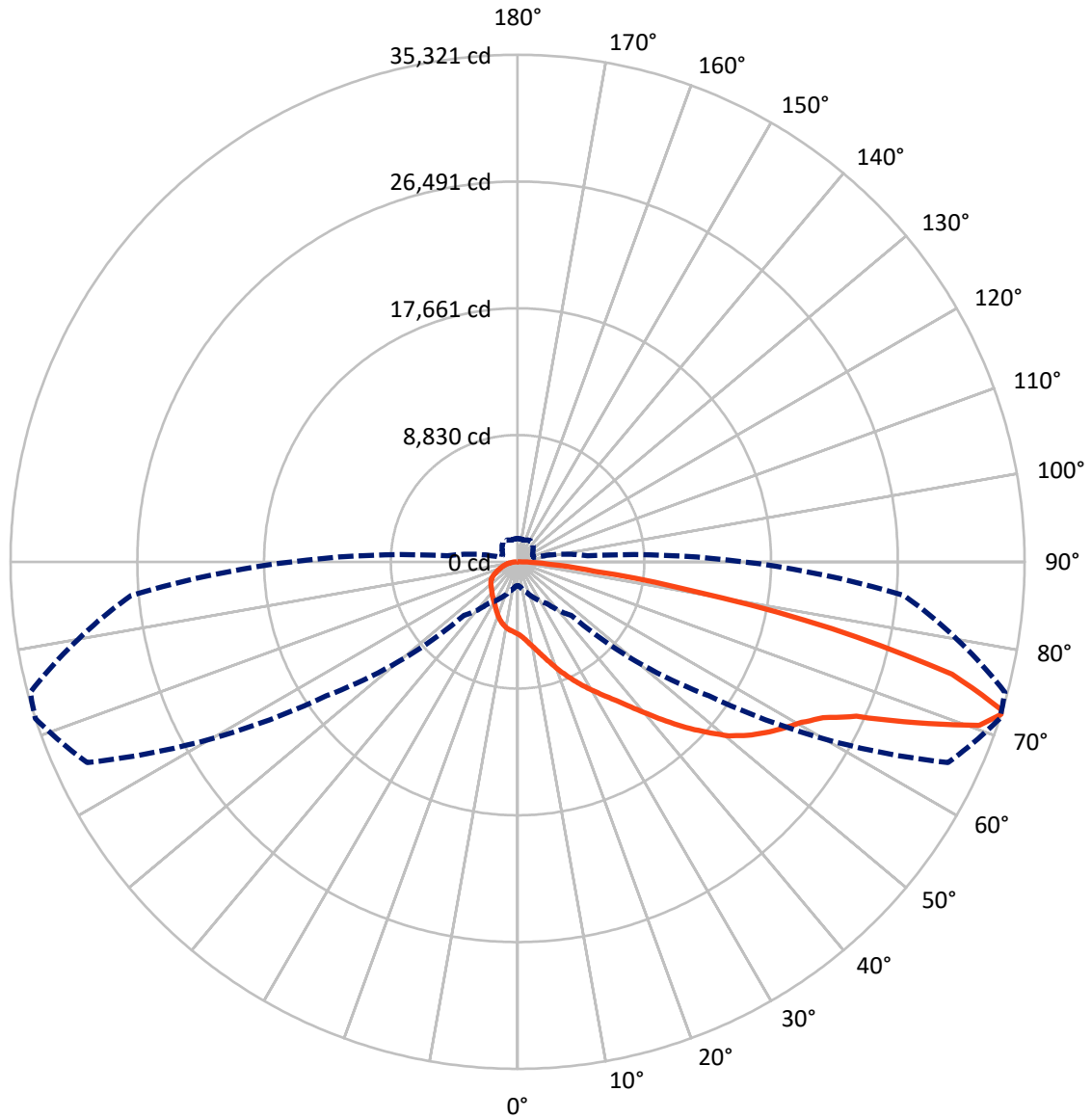
✕ Max cd
 - - - 1/2 Max cd



Based on 25 foot mounting height. Maximum calculated value = 11.1 fc
 Type III - Medium - N/A

REPORT NUMBER: P318212
CATALOG NUMBER: GLEON-SA8C-827-U-T2

Luminous Intensity Polar Plot



— Vertical Plane Through 72-Deg Lateral - - - Horizontal Cone Through 72-Deg Vertical

REPORT NUMBER: P318212
 CATALOG NUMBER: GLEON-SA8C-827-U-T2

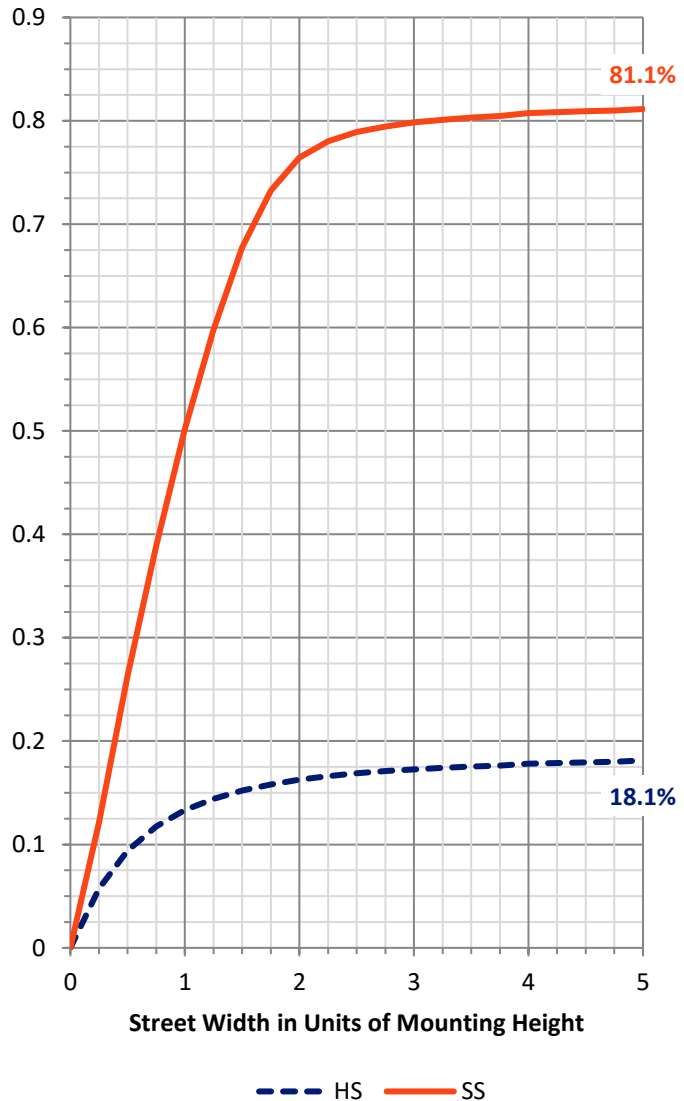
FLUX DISTRIBUTION:

		Downward	Upward	Total
House Side	Lumens	7585.7	0.0	7585.7
	% Fixture	18.6	0.0	18.6
Street Side	Lumens	33306.3	0.0	33306.3
	% Fixture	81.4	0.0	81.4
Total	Lumens	40892.0	0.0	40892.0
	% Fixture	100.0	0.0	100.0

ZONAL LUMENS:

Zone	Lumens	% Fixture
0°-10°	504.1	1.2
10°-20°	1629.0	4.0
20°-30°	2854.5	7.0
30°-40°	4232.4	10.4
40°-50°	6190.2	15.1
50°-60°	8517.6	20.8
60°-70°	9482.7	23.2
70°-80°	6425.4	15.7
80°-90°	1056.1	2.6
90°-100°	0.0	0.0
100°-110°	0.0	0.0
110°-120°	0.0	0.0
120°-130°	0.0	0.0
130°-140°	0.0	0.0
140°-150°	0.0	0.0
150°-160°	0.0	0.0
160°-170°	0.0	0.0
170°-180°	0.0	0.0
0°-90°	40892.0	100.0
0°-180°	40892.0	100.0

Coefficient of Utilization

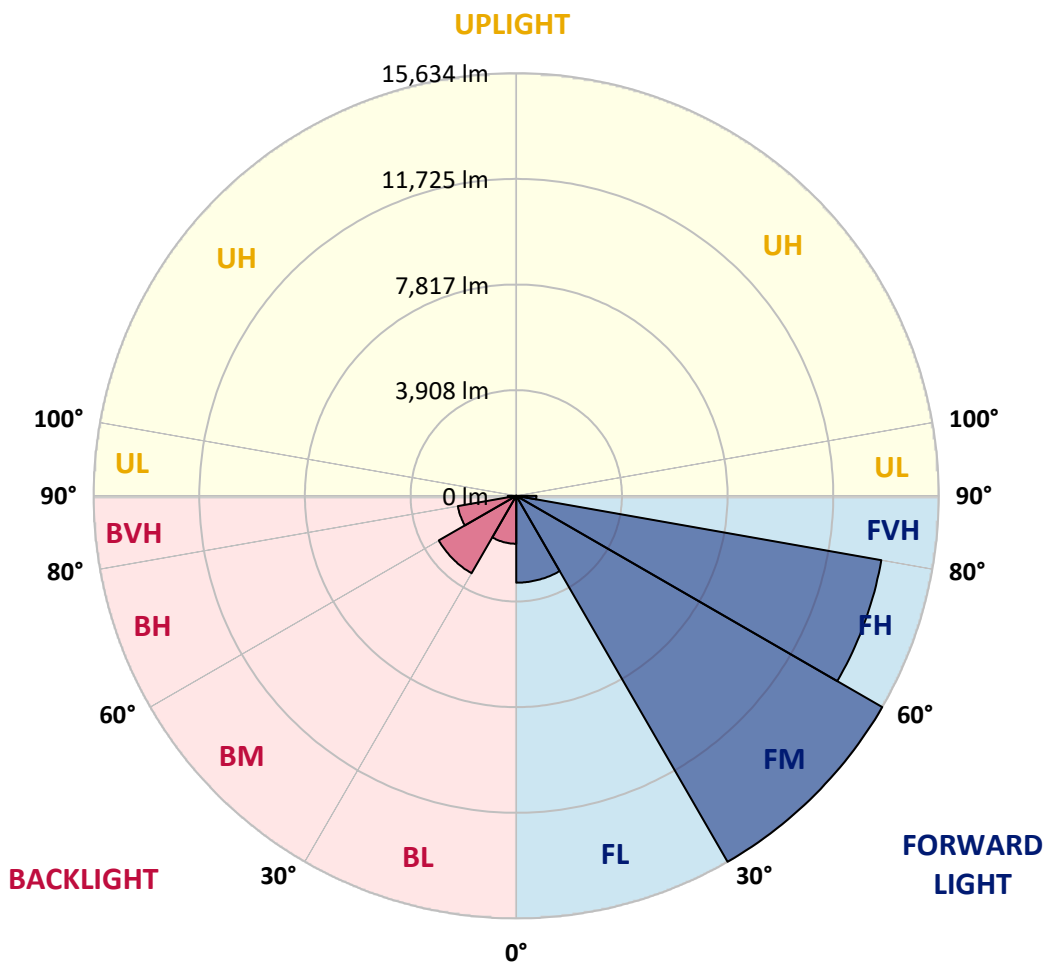


REPORT NUMBER: P318212
 CATALOG NUMBER: GLEON-SA8C-827-U-T2

LUMINAIRE CLASSIFICATION SYSTEM LUMEN TABLE AND BUG RATING:

Zone	Lumens	% Fixture	Zone Rating/Lumen Limit		
			B	U	G
FL (0°-30°)	3214.4	7.9			
FM (30°-60°)	15633.5	38.2			
FH (60°-80°)	13713.5	33.5			G5
FVH (80°-90°)	744.9	1.8			G4/750
BL (0°-30°)	1773.3	4.3	B3/2500		
BM (30°-60°)	3306.7	8.1	B3/5000		
BH (60°-80°)	2194.7	5.4	B3/2500		G3/2500
BVH (80°-90°)	311.1	0.8			G3/500
UL (90°-100°)	0.0	0.0		U0/0	
UH (100°-180°)	0.0	0.0		U0/0	

BUG Rating: B3-U0-G5
 Type III Medium





REPORT NUMBER: P318212

CATALOG NUMBER: GLEON-SA8C-827-U-T2

CANDELA DISTRIBUTION (FULL):

	0°	5°	15°	25°	35°	45°	55°	65°	72°	75°	85°
0°	5030.8	5030.8	5030.8	5030.8	5030.8	5030.8	5030.8	5030.8	5030.8	5030.8	5030.8
2.5°	5557.4	5548.9	5519.4	5519.4	5463.0	5415.2	5325.1	5264.5	5192.7	5167.4	5082.9
5°	6095.2	6098.0	6061.4	6036.1	5953.0	5851.6	5698.2	5558.8	5419.4	5363.1	5189.9
7.5°	6547.2	6541.6	6531.7	6510.6	6433.2	6329.0	6122.0	5915.0	5709.4	5625.0	5326.5
10°	6837.2	6849.9	6858.4	6868.2	6835.8	6761.2	6565.5	6313.5	6044.5	5929.1	5489.8
12.5°	6983.7	7006.2	7045.6	7113.2	7166.7	7158.3	7016.1	6748.5	6428.9	6283.9	5694.0
15°	7069.6	7099.1	7161.1	7282.2	7432.8	7518.7	7480.7	7238.5	6882.3	6703.5	5943.2
17.5°	7123.1	7147.0	7242.8	7404.7	7628.5	7856.6	7956.6	7753.9	7394.8	7190.7	6229.0
20°	7159.7	7178.0	7297.7	7487.7	7777.8	8141.1	8419.8	8369.2	7959.4	7694.7	6527.5
22.5°	7241.3	7256.8	7370.9	7562.4	7883.4	8352.3	8866.2	8942.2	8555.0	8255.1	6847.1
25°	7469.4	7469.4	7565.2	7698.9	8000.3	8535.3	9243.5	9580.0	9163.3	8814.1	7142.8
27.5°	7904.5	7900.3	7935.5	7982.0	8210.0	8721.1	9580.0	10143.2	9794.0	9412.5	7430.0
30°	8419.8	8448.0	8452.2	8429.7	8536.7	8953.5	9891.2	10737.4	10429.1	10017.9	7724.3
32.5°	9083.0	9101.3	9080.2	9005.6	8990.1	9282.9	10196.7	11359.7	11116.2	10650.1	7993.2
35°	9925.0	9889.8	9823.6	9671.5	9526.5	9723.6	10545.9	11982.1	11887.7	11414.7	8363.5
37.5°	10827.5	10828.9	10747.3	10402.3	10202.4	10286.8	11027.5	12687.5	12821.2	12324.2	8838.0
40°	11551.2	11589.2	11639.9	11186.6	10927.5	11044.3	11639.9	13505.5	13925.1	13402.7	9456.1
42.5°	12056.7	12100.3	12244.0	11959.5	11690.6	11907.5	12360.8	14378.5	15164.2	14647.4	10179.8
45°	12591.7	12615.7	12717.1	12594.6	12422.8	12911.4	13173.2	15282.4	16475.0	15973.8	10989.4
47.5°	13154.9	13180.3	13284.5	13202.8	13112.7	13849.1	14020.9	16134.3	17730.9	17431.0	11853.9
50°	13850.5	13867.4	13965.9	13818.1	13846.3	14555.9	14778.4	16915.7	19047.4	18740.5	12721.3
52.5°	14799.5	14803.7	14940.3	14806.5	14674.2	15074.0	15430.3	17652.1	20079.5	19934.5	13588.6
55°	15542.9	15588.0	16035.7	16007.5	15931.5	15544.3	15975.2	18353.3	21000.3	21069.3	14509.4
57.5°	15068.4	15244.4	16151.2	16790.4	17412.7	16714.4	16711.5	19143.2	21856.4	22183.0	15521.8
60°	13197.2	13436.5	14772.7	16190.6	18137.9	18750.3	18240.6	20107.6	22720.9	23286.9	16790.4
62.5°	9425.1	9819.4	11630.1	13894.1	17143.8	20099.2	21352.3	21638.1	23896.6	24565.4	18439.2
65°	4764.7	5063.2	6581.0	9308.3	13697.0	19217.8	24734.3	24989.2	25939.6	26533.8	20977.8
67.5°	2894.8	3007.5	3748.1	5177.2	8397.3	14969.9	25838.2	30574.7	29893.2	30208.6	24597.8
70°	2133.1	2216.2	2678.0	3438.3	4829.4	8784.5	22450.6	34560.8	34113.0	34077.8	27273.0
72°	1661.4	1722.0	2130.3	2778.0	3531.3	5270.1	16272.3	33089.4	35321.1	35143.7	27028.0
72.5°	1575.6	1629.1	2000.8	2614.7	3337.0	4777.3	14630.5	32096.8	35233.8	35153.5	26711.2
75°	1240.4	1278.5	1481.2	2021.9	2611.8	2710.4	8017.2	24873.7	31256.2	32555.8	24024.7
77.5°	1026.4	1032.1	1139.1	1471.4	2036.0	1916.3	3938.2	17257.9	22381.6	23810.7	17018.5
80°	836.4	843.4	894.1	1032.1	1540.4	1417.9	1869.8	9923.6	12531.2	12546.7	8093.2
82.5°	666.0	667.4	723.7	754.7	1106.7	1013.8	1071.5	4659.1	5475.7	5267.3	2908.9
85°	468.9	459.0	706.8	619.5	723.7	650.5	591.4	1844.5	2264.1	2165.5	911.0
87.5°	156.3	161.9	314.0	401.3	422.4	368.9	263.3	706.8	854.7	847.6	288.6
90°	0.0	0.0	0.0	0.0	0.0	0.0	0.0	0.0	0.0	0.0	0.0



REPORT NUMBER: P318212
 CATALOG NUMBER: GLEON-SA8C-827-U-T2

CANDELA DISTRIBUTION (continued):

	90°	95°	105°	115°	125°	135°	145°	155°	165°	175°	180°
0°	5030.8	5030.8	5030.8	5030.8	5030.8	5030.8	5030.8	5030.8	5030.8	5030.8	5030.8
2.5°	5056.1	5011.1	4944.9	4871.7	4814.0	4754.8	4711.2	4688.6	4663.3	4642.2	4667.5
5°	5109.6	5025.2	4884.4	4746.4	4645.0	4554.9	4490.1	4456.3	4425.3	4404.2	4407.0
7.5°	5196.9	5060.4	4823.8	4622.5	4481.7	4384.5	4318.3	4295.8	4276.1	4270.5	4277.5
10°	5289.9	5088.5	4743.6	4476.0	4315.5	4235.3	4205.7	4221.2	4235.3	4247.9	4262.0
12.5°	5395.5	5113.9	4626.7	4304.3	4167.7	4136.7	4166.3	4233.9	4283.1	4312.7	4331.0
15°	5533.4	5136.4	4491.5	4132.5	4041.0	4076.2	4176.1	4293.0	4378.9	4433.8	4442.2
17.5°	5660.2	5135.0	4318.3	3959.3	3938.2	4041.0	4191.6	4356.4	4471.8	4549.2	4564.7
20°	5791.1	5097.0	4117.0	3790.3	3834.0	4002.9	4198.7	4397.2	4536.6	4626.7	4647.8
22.5°	5913.6	5030.8	3895.9	3636.9	3746.7	3952.3	4171.9	4373.2	4512.6	4585.9	4608.4
25°	5996.7	4915.3	3672.1	3507.3	3669.2	3890.3	4084.6	4246.5	4350.7	4387.3	4393.0
27.5°	6038.9	4764.7	3460.9	3394.7	3589.0	3788.9	3922.7	4002.9	4032.5	4029.7	4024.1
30°	6044.5	4566.1	3279.2	3303.2	3496.1	3639.7	3703.0	3687.6	3649.5	3584.8	3590.4
32.5°	6026.2	4342.3	3127.2	3215.9	3377.8	3458.0	3460.9	3386.2	3284.9	3182.1	3153.9
35°	6031.9	4122.6	2993.4	3117.3	3234.2	3269.4	3237.0	3127.2	2989.2	2856.8	2828.7
37.5°	6093.8	3931.1	2878.0	3003.3	3075.1	3083.5	3037.1	2921.6	2820.2	2690.7	2679.4
40°	6241.7	3794.6	2768.1	2875.1	2916.0	2920.2	2854.0	2772.4	2780.8	2711.8	2710.4
42.5°	6507.8	3735.4	2671.0	2741.4	2766.7	2775.2	2724.5	2672.4	2745.6	2700.5	2685.1
45°	6851.3	3749.5	2589.3	2610.4	2656.9	2696.3	2665.3	2602.0	2630.1	2434.4	2369.7
47.5°	7248.4	3839.6	2524.5	2497.8	2578.0	2652.7	2604.8	2509.1	2409.1	2214.8	2178.2
50°	7713.0	3979.0	2465.4	2386.6	2492.2	2593.5	2545.7	2409.1	2258.4	2164.1	2151.4
52.5°	8197.4	4149.4	2406.3	2264.1	2383.7	2548.5	2524.5	2386.6	2200.7	2107.8	2090.9
55°	8746.5	4321.2	2331.6	2121.9	2266.9	2527.4	2514.7	2304.9	2157.1	2105.0	2092.3
57.5°	9429.4	4516.9	2233.1	1974.0	2157.1	2451.3	2411.9	2255.6	2112.0	2072.6	2068.4
60°	10319.2	4805.5	2090.9	1816.3	2023.3	2334.5	2326.0	2183.8	2040.2	2012.0	2006.4
62.5°	11654.0	5282.8	1895.2	1658.6	1874.0	2135.9	2213.4	2086.7	1964.2	1962.8	1965.6
65°	13723.8	6000.9	1682.6	1520.6	1723.4	1968.4	2082.4	1986.7	1886.7	1914.9	1919.1
67.5°	16123.0	6596.5	1474.2	1385.5	1569.9	1809.3	1964.2	1886.7	1783.9	1857.2	1858.6
70°	16921.3	6064.3	1291.1	1251.7	1410.8	1655.8	1836.0	1776.9	1672.7	1745.9	1738.9
72°	15747.1	4895.6	1172.9	1150.3	1291.1	1529.1	1722.0	1674.1	1571.3	1620.6	1602.3
72.5°	15376.8	4667.5	1143.3	1125.0	1258.8	1496.7	1692.4	1648.8	1546.0	1588.2	1571.3
75°	13716.7	4053.6	982.8	987.0	1098.2	1339.0	1526.3	1512.2	1406.6	1410.8	1405.2
77.5°	9948.9	2972.3	827.9	856.1	934.9	1177.1	1358.7	1350.3	1234.8	1213.7	1209.5
80°	4616.8	1516.4	674.4	687.1	768.8	984.2	1158.8	1147.5	1054.6	1027.8	1012.4
82.5°	1581.2	720.9	506.9	515.3	595.6	792.7	1005.3	998.3	920.8	868.7	836.4
85°	564.6	359.0	354.8	346.4	425.2	623.7	875.8	837.8	723.7	616.7	613.9
87.5°	183.0	153.5	183.0	181.6	247.8	422.4	636.4	542.1	525.2	436.5	428.0
90°	0.0	0.0	0.0	0.0	0.0	0.0	0.0	0.0	0.0	0.0	0.0

(END OF REPORT)